



## COST ABSTRACT OF GHATLA

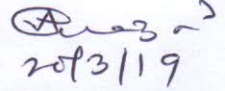
### LGED Rate Schedule July'18


SL.NO	Component	Amount
A.	Cost of Ghatla	TK 278826.21
	Deduction Contractor's Profit=10%	25347.84
	Total	TK 253478.37
	<b>Say Total Amount</b>	<b>TK 2,53,500.00</b>

IN WORDS: TWO LAKH FIFTY TREE THOUSAND FIVE HUNDRED TAKA ONLY

  
20/03/19  
আব্দুল আজিজ মিকদার  
সহকারী প্রকৌশলী  
আশ্রয়ণ-২ প্রকল্প  
প্রধানমন্ত্রীর কার্যালয়, ঢাকা।

  
20/03/19  
মোঃ আবুল বাশার মোল্লা  
সহকারী প্রকৌশলী  
আশ্রয়ণ-২ প্রকল্প  
প্রধানমন্ত্রীর কার্যালয়।



  
20/3/19  
আবুল কালাম আজাদ  
প্রকল্প প্রকৌশলী  
আশ্রয়ণ-২ প্রকল্প  
প্রধানমন্ত্রীর কার্যালয়

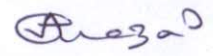
  
মোঃ মাহবুব হোসেন (মুগা-সচিব)  
প্রকল্প পরিচালক  
আশ্রয়ণ-২ প্রকল্প  
প্রধানমন্ত্রীর কার্যালয়


**Ashrayan-2 Project.  
Prime Minister's office.**

Financial Year : 2018-19 (LGED JULY 2018)  
Name of the Scheme : **Detailed estimate of Ghatla at Ashrayan-2 Project.**

SL	Item Code	Description of Work	Unit	Location / Component	Length	Width	Height / Depth	Area / Volume	No of	Total Qty of Works	Unit Rate	Amount
1	2	3	4	5	6	7	8	9	10	11	12	13
1.	4.06.01.01	Sand filling on the prepared foundation bed with sand of specified FM in layers not more than 150mm thick including necessary carriage, leveling, watering and ramming to achieve minimum dry density (MDD) of 95% STD compaction with optimum moisture content (OMC) by ramming each layer up to finished level as per direction of E-I-C. Sand of Minimum FM 0.8	cum	Sand filling F1	1.200	1.200	0.300	0.432	4.00	1.728		
					1.200	1.200	0.300	0.432	2.00	0.864		
										<b>2.592</b>	<b>779.66</b>	<b>2020.88</b>
2.	5.02.01	Earthwork in excavation of foundation trenches, including layout, by excavating earth to the lines, grades and elevation as shown in the drawing providing center lines, local bench mark pillars, fixing bamboo spikes and marking layout with chalk powder filling baskets, carrying and disposing of all excavated materials at a safe distance designated by the E-I-C in all types of soils except rocky, gravelly, slushy or organic soil, leveling, ramming, dressing and preparing the base, etc. all complete for an initial excavation depth of 2m and an initial lead not exceeding 20m, including arranging all necessary tools and equipment at work site, etc. complete as per direction of the E-I-C.	cum	F1	1.200	1.200	2.000	2.880	2.00	5.760		
				F1	1.200	1.200	3.000	4.320	2.00	8.640		
				F1	1.200	1.200	2.000	2.880	2.00	5.760		
										<b>20.160</b>	<b>166.71</b>	<b>3360.87</b>
3.	5.03.01.01	Single layer brick flat soling with 1st class or picked bricks, true to level, camber/super elevation and grade including carrying bricks, filling the interstices tightly with sand of minimum FM 0.80, etc. all complete as per direction of the E-I-C.	sqm	F1	1.200	1.200		1.440	4.00	5.760		
				F1	1.200	1.200		1.440	2.00	2.880		
										<b>8.640</b>	<b>450.70</b>	<b>3894.05</b>





SL	Item Code	Description of Work	Unit	Location / Component	Length	Width	Height / Depth	Area / Volume	No of	Total Qty of Works	Unit Rate	Amount	
1	2	3	4	5	6	7	8	9	10	11	12	13	
4.	5.05.01.01	RCC:1:2:4, 17MPa, Brick Chips (BC): Reinforced cement concrete works with minimum cement content relates to mix ratio (tentative 1:2:4) and maximum water cement ratio 0.45 having minimum required average strength, $f_{cr} = 24$ Mpa and satisfied a specified compressive strength $f_c = 17$ Mpa at 28 days on standard cylinders as per standard practice of Code AASHTO/ ASTM and Portland Composite Cement conforming to BDS EN 197-1 : 2003 CEM-II 42.5N sand of minimum FM 1.8 and 20mm down well graded picked brick chips (LAA value not exceeding 38) conforming to ASTM C 33 and Aggregate Grading Appendix-3 LGED Schedule of Rates in/c breaking chips and screening through proper sieves, centering, shuttering in position, making shuttering fully leak proof & shuttering with plain 16 BWG steel sheet fitted over 38mm thick wooden plank panels and Standard size Bamboo Props suitably braced, placing of reinforcement in position, mixing the aggregates with standard mixer machine with hopper, fed by standard measuring boxes, maintaining allowable slump of 50mm (without plasticizer) & 75mm to 100mm (when plasticizer use), pouring, casting, compacting by mechanical vibrator machine and curing at least for 28 days, removing centering-shuttering after approved specified time period, i/c cost of additional testing charges of materials and cylinders required. Excluding the cost of reinforcement and its fabrication, welding, coupling, placing, binding etc. Additional quantity of cement and Plasticizer i.e. Water reducing chemical admixture of complying type A under ASTM C 494 to reduce mixing water required for normal workability and to maintain low water-cement (W/C) ratio (Doses of admixture to be fixed by the mix design as per instruction of Engineer) to be added if required to attain the strength at the contractor's own cost. etc. all complete as per direction and approval of the Engineer. In individual and continuous footing of column, raft and floor slab at plinth level.	cum	F1	1.200	1.200	0.300	0.432	4.00	1.728			
					1.200	1.050	0.300	0.378	2.00	0.756			
										<b>2.484</b>	<b>10155.47</b>	<b>25226.19</b>	

SL	Item Code	Description of Work	Unit	Location / Component	Length	Width	Height / Depth	Area / Volume	No of	Total Qty of Works	Unit Rate	Amount	
1	2	3	4	5	6	7	8	9	10	11	12	13	
5.	5.05.01.03.1	RCC:1:2:4, 17MPa, Brick Chips (BC): Reinforced cement concrete works with minimum cement content relates to mix ratio (tentative 1:2:4) and maximum water cement ratio 0.45 having minimum required average strength, $f_{cr} = 24$ Mpa and satisfied a specified compressive strength $f_c = 17$ Mpa at 28 days on standard cylinders as per standard practice of Code AASHTO/ ASTM and Portland Composite Cement conforming to BDS EN 197-1 : 2003 CEM-II 42.5N sand of minimum FM 1.8 and 20mm down well graded picked brick chips (LAA value not exceeding 38) conforming to ASTM C 33 and Aggregate Grading Appendix-3 LGED Schedule of Rates in/c breaking chips and screening through proper sieves, centering, shuttering in position, making shuttering fully leak proof & shuttering with plain 16 BWG steel sheet fitted over 38mm thick wooden plank panels and Standard size Bamboo Props suitably braced, placing of reinforcement in position, mixing the aggregates with standard mixer machine with hopper, fed by standard measuring boxes, maintaining allowable slump of 50mm (without plasticizer) & 75mm to 100mm (when plasticizer use), pouring, casting, compacting by mechanical vibrator machine and curing at least for 28 days, removing centering-shuttering after approved specified time period, i/c cost of additional testing charges of materials and cylinders required. Excluding the cost of reinforcement and its fabrication, welding, coupling, placing, binding etc. Additional quantity of cement and Plasticizer i.e. Water reducing chemical admixture of complying type A under ASTM C 494 to reduce mixing water required for normal workability and to maintain low water-cement (W/C) ratio (Doses of admixture to be fixed by the mix design as per instruction of Engineer) to be added if required to attain the strength at the contractor's own cost. etc. all complete as per direction and approval of the Engineer. In pedestal, column, capital lift wall and wall : Below Plinth Level and in Ground Floor	cum	Column	0.375	0.300	1.512	0.170	2.00	0.340			
					0.375	0.300	2.412	0.271	2.00	0.542			
					0.375	0.300	1.812	0.204	2.00	0.408			
										<b>1.290</b>	<b>14601.41</b>	<b>18835.82</b>	

SL	Item Code	Description of Work	Unit	Location / Component	Length	Width	Height / Depth	Area / Volume	No of	Total Qty of Works	Unit Rate	Amount	
1	2	3	4	5	6	7	8	9	10	11	12	13	
6.	5.05.01.01	RCC:1:2:4, 17MPa, Brick Chips (BC): Reinforced cement concrete works with minimum cement content relates to mix ratio (tentative 1:2:4) and maximum water cement ratio 0.45 having minimum required average strength, f <sub>cr</sub> = 24 Mpa and satisfied a specified compressive strength f <sub>c</sub> = 17 Mpa at 28 days on standard cylinders as per standard practice of Code AASHTO/ ASTM and Portland Composite Cement conforming to BDS EN 197-1 : 2003 CEM-II 42.5N sand of minimum FM 1.8 and 20mm down well graded picked brick chips (LAA value not exceeding 38) conforming to ASTM C 33 and Aggregate Grading Appendix-3 LGED Schedule of Rates in/c breaking chips and screening through proper sieves, centering, shuttering in position, making shuttering fully leak proof & shuttering with plain 16 BWG steel sheet fitted over 38mm thick wooden plank panels and Standard size Bamboo Props suitably braced, placing of reinforcement in position, mixing the aggregates with standard mixer machine with hopper, fed by standard measuring boxes, maintaining allowable slump of 50mm (without plasticizer) & 75mm to 100mm (when plasticizer use), pouring, casting, compacting by mechanical vibrator machine and curing at least for 28 days, removing centering-shuttering after approved specified time period, i/c cost of additional testing charges of materials and cylinders required. Excluding the cost of reinforcement and its fabrication, welding, coupling, placing, binding etc. Additional quantity of cement and Plasticizer i.e. Water reducing chemical admixture of complying type A under ASTM C 494 to reduce mixing water required for normal workability and to maintain low water-cement (W/C) ratio (Doses of admixture to be fixed by the mix design as per instruction of Engineer) to be added if required to attain the strength at the contractor's own cost. etc. all complete as per direction and approval of the Engineer. In roof slab of all types, cantilever slab and drop panels (excluding floor slab of ground floor at plinth level). Below Plinth Level and in Ground Floor	cum	B1 B2	0.300 0.300	0.375 0.375	3.000 9.398	0.338 1.057	3.00 2.00	1.014 2.114	<b>3.128</b>	<b>12635.83</b>	<b>39524.88</b>

